

**INFORMATION KERALA MISSION  
AUDIT REPORT FOR THE PERIOD  
1st APRIL 2011 TO 31st MARCH 2012**

13/03/2012-2(b)

INFORMATION KERALA MISSION  
TRIVANDRUM

BALANCE SHEET AS AT 31st MARCH 2012

LIABILITIES	Sch	Amount in Rs	ASSETS	Sch	Amount in Rs
<b>PROJECT ACCOUNT (Credit Balances)</b>	1	108,225,734.77	<b>PROJECT ACCOUNT (Debit Balances)</b>	6	118,494,943.26
<b>INCOME &amp; EXPENDITURE ACCOUNT</b>			<b><u>CURRENT ASSETS, LOANS &amp; ADVANCES</u></b>		
Surplus as per last Balance Sheet		15,901,408.00	<b>CURRENT ASSETS</b>		
Less: Excess of Expenditure over Income		<u>(8,201.00)</u> 15,893,207.00	Cash and Bank Balances		
<b><u>CURRENT LIABILITIES &amp; PROVISIONS</u></b>			Cash in Hand		
<b>CURRENT LIABILITIES</b>			Balance with Banks		
Deduction from Contractors and Suppliers	2	1,435,042.00	7 <u>41,642,269.24</u> 41,651,966.24		
Deduction from Salary of Employees	3	16,701.00	<b>LOANS &amp; ADVANCES</b>		
Creditors for Supplies and Services	4	326,397.00	Advance to Employees		
Creditors for Expenses	5	<u>380,222.80</u> 2,158,362.80	8 303,675.00		
<b>PROVISIONS</b>			Stock for Distribution (HW & SW)		
Provision for Expenses		37,180,185.25	6,374,347.22		
Provision for Training Expenses		<u>6,203,577.90</u> 43,383,763.15	Stock at Dist Planning Office (HW & SW)		
<b>TOTAL</b>			257,400.00		
169,661,067.72			Service Tax Paid (under Appeal)		
			2,200,000.00		
			Deposits and Other Advances		
			9 <u>378,736.00</u> 9,514,158.22		
<b>TOTAL</b>			<b>TOTAL</b>		
169,661,067.72			169,661,067.72		

Dr. M. SAMSUDDIN  
Executive Chairman & Director  
Information Kerala Mission



As per our report of even date  
For POTTI & RAO  
Chartered Accountants  
ICAI Regn No. 002682S

C. HARI  
Partner  
Place: Tum  
Date: 27/03/13 MN. 205452

# INFORMATION KERALA MISSION

SCHEDULES FORMING PART OF BALANCE SHEET AS AT 31st MARCH 2012

## Schedule 1

### Project Accounts ( Credit Balances)

State Plan	25,000,000.00
------------	---------------

#### Corporations

Kollam Corporation	793,179.69	
Kozhikode Corporation	589,052.05	
Thrissur Corporation	204,841.35	
Trivandrum Corporation	542,313.44	2,129,386.53

#### Municipalities

Alappuzha Municipality	561,308.88	
Aluva Municipality	186,138.53	
Angamali Municipality	52,690.46	
Chalakkudi Municipality	130,963.13	
Changanassery Municipality	215,838.33	
Chengannoor Municipality	241,697.12	
Eloor Municipality	91,972.00	
Guruvayoor Municipality	528,619.32	
Kalamasseri Municipality	4,828.13	
Kanjangad Municipality	256,036.88	
Kayamkulam Municipality	146,871.18	
Kodungallur Municipality	263,800.88	
Kothamangalam Municipality	0.63	
Kottakkal Municipality	890,157.00	
Kottayam Municipality	349,770.59	
Kunnamkulam Municipality	254,558.98	
Maradu Municipality	673,668.00	
Mattannur Municipality	232,018.03	
Nedumangad Municipality	398,187.89	
Neeleswaram Municipality	1,186,225.00	
Nilambur Municipality	30,000.00	
Pala Municipality	23,698.33	
Palakkad Municipality	373,552.34	
Payyannur Municipality	300,062.51	
Perumbavoor Municipality	115,092.46	
Ponnani Municipality	960,941.13	
Quilandy Municipality	0.80	
Shornur Municipality	142,778.18	
Thalassery Municipality	653,495.03	
Thaliparambu Municipality	173,824.28	
Thiruvalla Municipality	273,653.74	
Thodupuzha Municipality	166,920.23	
Thrippunithura Municipality	8,705.93	
Tirur Municipality	161,802.18	
Vadakara Municipality	134,425.83	
Varkala Municipality	54,243.50	10,238,547.43

Grama Panchayat, Block Panchayat & District Panachayat

50,869,385.41



**Other Projects**

Birth,Death,Marriage, Reg-KSGD	163,083.00	
Birth,Death,Marriage,Reg-MLP	2,497,521.00	
Birth,Death,Marriage,Reg-TVPM	266,974.50	
Capacity Building of Urban Local Bodies	619,019.00	
E-Payment (Kollam Corporation)	1,256.85	
E-Payment (Kozhikode Corporation)	783.78	
E-Payment (Trivandrum Corporation)	9,923.61	
Hospital Kiosk	902,733.66	
Kiosk Cochin	10,898.00	
Kudumbashree - Gis Training	21,716.00	
MGP Programme	639,259.00	
Municipal Employees PF Computerisation	122,562.00	
Musiris Heritage Project	1,027,582.00	
Property Tax Computerisation	182,550.00	
Property Tax Registration	247,522.00	
Sopanam - News Letter(Project)	150,150.00	
State Performance Audit Office Computerisation	500,974.50	
State Urban Information System (SUIS)	761,611.00	
The Commissioner, Commercial Taxes Tvpm.	16,000.00	
TRIDA Website	15,000.00	
Unicode Conversion - IT Mission	306,975.00	
Website LSGD	11,524,320.50	19,988,415.40
		<u>108,225,734.77</u>

**Schedule 2****Deduction from Suppliers and Contractors**

Earnest Money Deposits	274,408.00	
Security Deposit Suppliers	1,160,213.00	
TDS on Contract Works	349.00	
VAT	72.00	1,435,042.00
		<u>1,435,042.00</u>

**Schedule 3****Deductions from Salary of Employees**

EPF Recovery (Shaji A)	(1,668.00)	
GPF Loan Recovery	2,000.00	
SBT Loan Recovery	10,369.00	
TrivandrumDist.Co-OpveBank	2,000.00	
Employees Personal Accident Insurance	(1,400.00)	
GIS - Kalayanakrishnan Y	300.00	
GPF Loan Recovery - Kalyanakrishnan Y	3,600.00	
GPF-Kalyanakrishnan Y	1,050.00	
SLI - Kalyanakrishnan Y	450.00	16,701.00
		<u>16,701.00</u>

**Schedule 4****Creditors for Supplies and Services**

CMS Computers Ltd.	12,949.00	
Costford,Kozhikkode	48,824.00	
Geodesic Ltd.	5,326.00	
IGA TECH Industrial Electronics (P) Ltd	55,800.00	
Venkateswara Electricals & Consultants	24,021.00	
Zigma Solutions	179,477.00	326,397.00
		<u>326,397.00</u>



**Schedule 5****Creditors for Expenses**

E-Efforts Computer Centre, Thrissur	5,222.80	
Expenses Payable (IIITM - K)	<u>375,000.00</u>	<u>380,222.80</u>

**Schedule 6****Project Accounts (Debit Balances)**

State Plan		59,431,901.59
------------	--	---------------

**Corporations**

Cochin Corporation		2,401,255.00
--------------------	--	--------------

**Municipality JSK**

Adoor Municipality	1,111,274.54	
Attingal Municipality	1,248,166.27	
Chavakkad Municipality	6,987.12	
Cherthala Municipality	6,647.48	
Chittoor Thatha: Municipality	671,839.87	
Irinjalakkuda Municipality	424,072.12	
Kalpetta Municipality	133,860.99	
Kannur Municipality	401,768.31	
Karunagapally Municipality	1,033.00	
Kasargod Municipality	445,192.15	
Koothuparampa Municipality	11,954.95	
Malappuram Municipality	242,079.04	
Manjeri Municipality	154,063.79	
Mavelikkara Municipality	298,538.93	
Muvattupuzha Municipality	400,632.37	
Neyyattinkara Municipality	1,022,739.01	
North Paravur Municipality	370,685.99	
Ottapalam Municipality	794,693.32	
Paravoor Municipality	613.31	
Pathanamthitta Municipality	837,925.61	
Perinthalmanna Municipality	516,543.22	
Punalur Municipality	43,894.32	
Vaikom Municipality	<u>73,216.40</u>	9,218,422.11

Grama Panchayat, Block Panchayat & District Panachayat		5,337,516.76
--	--	--------------

**Other Projects**

Cadastral Information System	455,591.50	
Contribution for Tech. Suprt From LSGs	36,159,389.00	
Delimitation Commission	125,301.00	
Grant- Central Plan (RGSY)	228,840.00	
Kerala Aided School Employees PF Computerisat	29,676.00	
Kerala Local Govt. Service Delivery Project	136,406.00	
Opening Balance-ACA-B/F	2,135.00	
Palakkad GIS	844,331.00	
Panchayat Directorate-Computerisation	2,739,597.80	
Perinthalmanna Municipality - Premises Mapping	714,643.50	
Sarvasiksha Abhiyan(Child Census)	128,955.00	
Sevana PDE (Other District - GPs)	<u>540,982.00</u>	<u>42,105,847.80</u>

118,494,943.26



**Schedule 7****Balance with Banks**

SBT A/c No.67126708683 (Current-EP)	16,359.24	
SBT-Current A/c.-57047023512	31,049,610.00	
SBT-SB A/c.67010807232	575,548.00	
Treasury A/c. No.5029	10,000,752.00	41,642,269.24

**Schedule 8****Advance to Employees****Festival Advance**

Arunkumar V (Festival Adv.)	5,000.00	
Rahmath K.V (Festival Adv.)	1,000.00	
Remya T.K. (Festival Adv.)	1,000.00	
Sreeni M P(Festival Adv.)	1,000.00	8,000.00

**Pay Revision Advance**

Divya S (PRA)	110.00
Kavitha K (PRA)	310.00
Rashmi K R (PRA)1	899.00
Jishamol G (PRA)	1,578.00
Samjith Sathyan (PRA)1	2,333.00
Greeshma K A(PRA)	2,500.00
Padmaja K K(PRA)	2,500.00
Raihan A (PRA)1	2,592.00
Radhika R (PRA)	2,750.00
Kesavankutty M (PRA)	3,054.00
Anitha N A (PRA)1	3,250.00
Ansy A R (PRA)	3,500.00
Jayakrishnan K G (PRA)	3,500.00
Remya Raj (PRA)	3,500.00
Shabna Nazeer (PRA)	3,500.00
Preetha A V (PRA)	3,924.00
Neethu M P (PRA)	4,096.00
Remya I (PRA)1	4,210.00
Dhanya Janardhanan (PRA)	4,616.00
Aswathy B L (PRA)	5,000.00
Shibu Thomas (PRA)	5,000.00
Sreejith C K (PRA)	5,958.00
Reenamol S (PRA)	6,080.00
Safvan A M (PRA)1	6,240.00
Ratheesh S (PRA)	7,500.00
Saveen S S (PRA)	7,500.00
Jeeja Kabeer (PRA)1	11,200.00
Soumya S Nair (PRA)1-ID-512	14,055.00
Mohan R (PRA)	17,019.00
Vineeth N K (PF Advance)	18,900.00
Arun Kumar T N (PF Advance)	19,448.00
Mukesh Kumar T S (PF Advance)	19,448.00
Laila Beegum V M (PRA)1	19,471.00
Ajith K P (PF Advance)	19,678.00
Rijas J (PRA)	20,727.00
Kumari Sindhu V S (PRA)	21,091.00
Vinod Joseph (PRA)	24,876.00
Tomiyo Thomas (PRA)	35,891.00



Amritha C Nair (PRA)	-445.00	
Anoop C V (PRA)	-14,491.00	
Evershine P A (PRA)	-3,800.00	
Jayamol S (PRA)	-482.00	
Manikandan R (PRA)1	-2,704.00	
Raji K R (PRA)	-2,790.00	
Remya Nadarajan (PRA)	-835.00	
Saheer Ahammed (PRA)	-1,703.00	
Shaheer Ahammed A (PRA)1	-218.00	
Sherin K K (PRA)	-2,667.00	
Shinejith N V (PRA)1	-6,000.00	
Soumya S Nair (PRA)1-ID-9111	-3,745.00	
Suvmol N V (PRA)	-2,249.00	
		<u>295,675.00</u>
		<u>303,675.00</u>

### Schedule 9

#### Deposits and Other Advances

##### Deposits

Library Deposit	3,000.00	
Petrol Deposit-Parameswaran	2,500.00	
Rent Deposit-1	5,000.00	
Rent Deposit-Kasargode Muni Reg Centre	10,000.00	
Telephone Deposit	15,914.00	
Telephone Deposit-ISDN	14,500.00	
		<u>50,914.00</u>

##### Project Advance

Anila K S	1.00
Anish A (Sr.Programmer)	25,000.00
Arun Kumar V	57,579.00
Baiju S.N	4,000.00
Balan U	140.00
Commissioner,Rural Developmnt Dept	9,000.00
Dist.Planning Officer-Thrissur	65,828.00
Gopakumar G (T.L Gis App Dev.)	7,000.00
Gopinathan K	37,150.00
Jagan Mohan B	2,678.00
Jayakumar Y	831.00
Jayarajan P	25,000.00
Jayendran P	7,169.00
Jiju P Alex	30.00
Justin Lal	1,500.00
Kannan T G	5,150.00
Krishna MG	1,250.00
Rajan M P(Dist.Crdntr)	14,152.00
Rejimon	400.00
Roshy K K	520.00
Shamila A (Imprest Advance)	1,246.00
Shibu K.S	5,100.00
Sudhakaran T P	10,204.00
Sunil Kumar R	3,000.00
Sunil S	3,232.00
Surjith Singh N	4,000.00
Vedavyasan P R (Dist.Crdntr)	10,000.00
Vinoop KP(TA)	716.00



Ajith Kumar M	-27.00	
Balakrishnan K (Dist.Crdntr)	-2,725.00	
Dist.Planning Officer , Wayanad	-14,960.00	
Dist.Planning Officer- Kannur	-10,902.00	
Dist.Planning Officer Palakkad	-34,460.00	
Govindan Nambiar C(Dist.Crdntr)	-3,521.00	
Hirosh Kumar K S	-769.00	
Krishnan Kutty K P (Dist.Crdntr)	-400.00	
Najeeb U	-1,000.00	
Sivaji K.K (Co-Ordinator)	-5,806.00	227,306.00

**Other Advances**

EPF Arrear A/c	69,072.00	
IKM Staff Welfare Fund	14,131.00	
Profession Tax	15,292.00	
EPF IKM	2,021.00	100,516.00
		<u>378,736.00</u>






**INFORMATION KERALA MISSION**  
TRIVANDRUM

**INCOME AND EXPENDITURE ACCOUNT FOR THE YEAR ENDED 31.03.2012**

EXPENDITURE	Sch	Amount in Rs	INCOME	Sch	Amount in Rs
Bank charges		6,870.00	IKM Charges		-
Wrong Credit of EMD in 2010-11 to income rectified		50,000.00	Interest on Term Deposit		17,214.00
			Miscellaneous Income		29,655.00
			Tender Form Sale		1,800.00
			Excess of Expenditure over Income		8,201.00
<b>Total</b>		<b>56,870.00</b>	<b>Total</b>		<b>56,870.00</b>



*(Handwritten signature in blue ink)*



As per our report of even date  
For POTTI & RAO  
Chartered Accountants  
ICAI Regn No. 002682S

*(Handwritten signature in blue ink)*


Place: TVM  
Date: 27/02/13  
C. HARI  
Partner  
MN. 205452

**INFORMATION KERALA MISSION**  
TRIVANDRUM

**RECEIPTS AND PAYMENTS ACCOUNT FOR THE YEAR ENDED 31.03.2012**


<b>RECEIPTS</b>	Sch	Amount in Rupees	<b>PAYMENTS</b>	Sch	Amount in Rupees
<u>Opening Cash and Bank Balance as on 01.04.2011</u>					
Cash in Hand		586,362.00	Expenditure under State Plan		48,130,257.50
Balances with Banks	1	48,095,031.00	Expenditure under IKM Projects	6	64,319,309.08
Grant Received - State Plan		25,000,000.00	Net Payment to Creditors for Supplies and Services	7	3,601,181.00
Grant Received for other IKM Projects	2	86,243,474.82	Deposits and Other Advances	8	1,648,485.00
Other Income	3	48,669.00	Pymnt of Recoveries to various Departments	9	6,275,732.00
Refund of Rent Deposit - Susan Varghese		15,000.00	Other Expenditure	10	6,870.00
Deduction from Salary of Employees	4	6,288,709.00	Provision for Expenses		11,135.00
Deduction from Suppliers and Contractors	5	1,521,831.00	Festival Advance Paid		935,000.00
Festival Advance Recouped		927,000.00	Project Advances Paid		30,303.00
Pay Revision Advance Recouped		84,162.00	IKM Staff Welfare Fund		91,000.00
IKM Staff Welfare Fund		91,000.00	Service Tax Paid		2,200,000.00
			<u>Closing Cash and Bank Balance as on 31.03.2012</u>		
			Cash in Hand (including Stamps)		9,697.00
			Balances with Banks	11	41,642,269.24
<b>Total</b>		<b>168,901,238.82</b>	<b>Total</b>		<b>168,901,238.82</b>



  
**Dr. M. SAMSUDDIN**  
Executive Chairman & Director  
Information Kerala Mission



As per our report of even date  
**For POTTI & RAO**  
Chartered Accountants  
ICAI Regn No. 002682S

  
**C. HARI**  
Partner  
Place: Tum  
Date: 27/02/12  
MN. 205452

## INFORMATION KERALA MISSION

SCHEDULE FORMING PART OF RECEIPTS & PAYMENTS ACCOUNT FOR THE YEAR ENDED 31.03.2012

### Schedule 1

#### **Balances with Bank as on 01-04-2011**

SBT Current A/c No. 57047023512	38,148,250.00	
SBT SB A/c No.67010807232	699,634.00	
SBT Current- EP A/c No. 67126708683	4,395.00	
Treasury Bank A/c No. 5029	9,242,752.00	48,095,031.00

### Schedule 2

#### **Grant Received for other IKM Projects**

##### **Corporations**

Cochin Corporation	4,212,884.00	
Kollam Corporation	(576,000.00)	
Kozhikode Coporation	3,745,584.00	
Thrissur Corporation	610,011.00	
Trivandrum Corporation	3,626,364.00	11,618,843.00

##### Municipalities

		9,645,726.00
Grama/ Block/District Panchayaths		16,390,512.00
Contribution for Tech. Suport from LSGs		39,556,463.00

E-Payments Local Bodies	859,773.82	
Birth,Death,Marriage Regn -TVPM	12,000.00	
Cadastral Information Systems	26,300.00	
Capacity Building of Urban Local Bodies	1,000,000.00	
Kudumbashree - GIS Training	28,200.00	
Musris Heritage Project	125,000.00	
State Urban Information Systems (SUIS)	1,200,000.00	
TRIDA Website	15,000.00	
Website LSGD	5,765,657.00	9,031,930.82
		86,243,474.82

### Schedule 3

#### **Other Income**

Interest from Bank	17,214.00	
Miscellaneous Income	29,655.00	
Tender Form Sale	1,800.00	48,669.00

### Schedule 4

#### **Deductions from Salary of Staff**

GIS - Abdul Basheer P K	750.00	
GIS-Balagopalan K	60.00	
GPAIS - IKM Staffs	100.00	
GPF University	3,000.00	
Group Accident Personal Insurance Scheme	600.00	
KEWA	480.00	





LIC Deduction	36,196.00	
SLI - Abdul Basheer	1,250.00	
TDS on Salary	435,346.00	
Employees Personal Accident Insurance Scheme	78,200.00	
EPF - Cess	83,682.00	
EPF ANERT	20,000.00	
EPF IKM	4,612,650.00	
EPF KELTRON	120,944.00	
EPF Recovery (Shaji A)	8,000.00	
FBS - Cherian C George	10.00	
FBS Deduction	50.00	
FBS Deduction (Hirosh Kumar K S)	300.00	
Fest.Adv.- Abdul Basheer P K	6,800.00	
G P F - Cheriyan C George	8,000.00	
GIS - Benson K	720.00	
GIS - Samsuddin	1,960.00	
GIS - Vijayakumar B	1,750.00	
GIS Deduction (Sanjeev S U)	200.00	
GIS-Sreekumaran Nair.K	500.00	
GPF - Abdul Basheer	10,000.00	
GPF - Vijayakumar B	62,000.00	
GPF Loan - Abdul Basheer	10,250.00	
GPF Loan - Vijayakumar B	7,920.00	
GPF State(Sanjeev S U)	47,765.00	
GPF University (Hirosh Kumar K S)	18,000.00	
GPF-Benson K	90,000.00	
GPF-Sreekumaran Nair.K	28,059.00	
House Building Advance - Cherian C George	2,110.00	
KPEPF - Abdul Basheer P K	10,250.00	
M C A - Cherian C George	312.00	
MCA-Sreekumaran Nair.K	1,575.00	
Mudavanmugal Service Co-Operative Bank	14,000.00	
Profession Tax	564,200.00	
SLI - Cherian C George	120.00	
SLI State (Sanjeev S U)	400.00	
SLI-Sreekumaran Nair.K	200.00	
	<hr/>	6,288,709.00

**Schedule 5**

**Net Receipt of Dedn from Suppliers and Contractors**

Kerala State Workers WF	20,228.00	
Security Deposit- Suppliers & Contractors	328,704.00	
TDS on Rent	855,360.00	
TDS on Vehicle	19,446.00	
TDS on Works	217,106.00	
VAT Deducted	80,987.00	
	<hr/>	1,521,831.00



**Schedule 6****Expenditure under IKM Projects****Corporations**

Cochin Corporation	93,851.00	
Kollam Corporation	2,888,038.50	
Kozhikode Corporation	2,147,888.00	
Thrissur Corporation	96,685.00	
Trivandrum Corporation	<u>852,116.00</u>	6,078,578.50

Municipalities		4,047,853.00
Grama/ Block/District Panchayaths		2,493,690.00
Contribution for Tech. Suport from LSGs		43,793,553.00
E-Payment (Kasaragod Municipality)	847,809.58	
Kerala Local Govt. Service Delivery Project	136,406.00	
Birth, Death, Marriage, Reg-KSGD	18,201.00	
Birth, Death, Marriage, Reg-MLP	62,867.00	
Birth, Death, Marriage, Reg-TVPM	195,907.50	
Cadastral Information System	484,061.00	
Capacity Building of Urban Local Bodies	21,568.00	
Kerala Aided School Employees PF Computerisatio	29,676.00	
Hospital Kiosk	28,412.00	
Kudumbasree - GIS Training	6,484.00	
Musiris Heritage Project	3,310,126.00	
Panchayat Directorate-Computerisation	638,266.00	
Perinthalmanna Municipality - Premises Mapping	12,630.00	
Property Tax Computerisation	100,000.00	
Sevana PDE (Other District - GPs)	321,438.00	
State Performance Audit Office Computerisation	49,387.50	
State Urban Information System (SUIS)	438,389.00	
Website LSGD	769,118.00	
Sarva Siksha Abhiyan (Child Census)	927.00	
Stock for Distribution to LBs	<u>433,961.00</u>	7,905,634.58
		<u>64,319,309.08</u>

**Schedule 7****Payment to Creditors for Supplies and Services**

Emerson Network Power India (P) Ltd	142,949.00	
Expense Payable (BSNL)	24,588.00	
Accel Frontline Service Ltd	611,136.00	
Geodesic Ltd.	(5,326.00)	
HCL Infosystems Ltd	1,971,840.00	
IGA TECH Industrial Electronics (P) Ltd	341,000.00	
Intercad Systems (Pvt) Ltd	457,535.00	
Nirmithi Kendra	10,159.00	
Team Frontline Ltd	<u>47,300.00</u>	3,601,181.00



**Schedule 8****Deposits and Other Advances**

Telephone Deposit	10,000.00	
Earnest Money Deposit	92,500.00	
KSWWF	24,815.00	
Security Deposit- Suppliers & Contractors	297,470.00	
TDS on Rent	855,360.00	
TDS on Vehicle	20,677.00	
TDS on Works	248,397.00	
VAT Deducted	99,266.00	1,648,485.00

**Schedule 9****Payment of Recoveries to various Departments**

GIS - Abdul Basheer P K	750.00
GIS-Balagopalan K	60.00
GPAIS - IKM Staffs	100.00
GPF University	3,000.00
Group Accident Personal Insurance Scheme	600.00
KEWA	480.00
LIC Deduction	36,196.00
SLI - Abdul Basheer	1,250.00
TDS on Salary	435,346.00
Employees Personal Accident Insurance Scheme	79,600.00
EPF - Cess	83,682.00
EPF ANERT	20,000.00
EPF IKM	4,591,625.00
EPF KELTRON	120,944.00
EPF Recovery (Shaji A)	9,668.00
FBS - Cherian C George	10.00
FBS Deduction	50.00
FBS Deduction (Hirosh Kumar K S)	300.00
Fest.Adv.- Abdul Basheer P K	6,800.00
G P F - Cheriyan C George	8,000.00
GiS - Benson K	720.00
GIS - Samsuddin	1,960.00
GIS - Vijayakumar B	1,750.00
GIS Deduction (Sanjeev S U)	200.00
GIS-Sreekumaran Nair.K	500.00
GPF - Abdul Basheer	10,000.00
GPF - Vijayakumar B	62,000.00
GPF Loan - Abdul Basheer	10,250.00
GPF Loan - Vijayakumar B	7,920.00
GPF State(Sanjeev S U)	47,765.00
GPF University (Hirosh Kumar K S)	18,000.00
GPF-Benson K	90,000.00
GPF-Sreekumaran Nair.K	28,059.00





House Building Advance - Cherian C George	2,110.00	
KPEPF - Abdul Basheer P K	10,250.00	
M C A - Cherian C George	312.00	
MCA-Sreekumaran Nair.K	1,575.00	
Mudavanmugal Service Co-Operative Bank	14,000.00	
Profession Tax	569,180.00	
SLI - Cherian C George	120.00	
SLI State (Sanjeev S U)	400.00	
SLI-Sreekumaran Nair.K	200.00	6,275,732.00

**Schedule 10**

**Other Expenditure**

Provision for Expenses	-	
Bank Charges	6,870.00	6,870.00

**Schedule 11**

**Balances with Bank as on 31-03-2012**

SBT Current A/c No. 57047023512	31,049,610.00	
SBT SB A/c No.67010807232	575,548.00	
SBT Current- EP A/c No. 67126708683	16,359.24	
Treasury Bank A/c No. 5029	10,000,752.00	41,642,269.24



## GP Computerisation (From 1-Apr-2011)

### Trial Balance

1-Apr-2011 to 31-Mar-2012

Page 1

Particulars	Closing Balance	
	Debit	Credit
<b>Alappuzha</b>	<b>21,625.05</b>	<b>48,15,416.12</b>
Ala GP-ALPA		28,209.32
Alappuzha Dist. Panchayath		4,71,852.05
Ambalappuzha BP-Alpza		36,407.68
Ambalappuzha South GP-Alpza	10,348.84	
Ambalappuzha North GP-ALPA		68,910.32
Arattupuzha GP-Alpza		25,164.93
Arookutty GP-ALPA		66,975.32
Aroor GP-Alpza		1,11,414.16
Aryad BP-Alpza	7,778.32	
Aryad GP-Alpza		1,04,102.93
Bharanikkavu BP-Alpza		11,455.68
Bharanikkavu GP-Alpza		31,927.93
Budhanur GP-Alpza		28,662.93
Champakulam BP-Alpza		26,903.68
Champakulam GP-Alpza		28,735.93
Chengannur BP-Alpza		22,165.68
Chennampalippuram GP-ALPA		1,21,670.32
Chennithala Thripperunthura GP-ALPZA		87,040.98
Cheppad GP-Alpza		58,164.93
Cheriyana GP-Alpza		41,077.93
Cherthala South GP-Alpza		36,055.93
Cheruthana GP-ALPZA		25,920.32
Chettikulangara GP-Alpza		82,445.16
Chingoli Gp-ALPZA		55,347.32
Chunakkara GP-ALPA		71,790.32
Devikulangara GP-Alpza	1,614.05	
Edathua GP-ALZA		40,799.32
Ezhupunna GP-Alpza		34,716.95
Harippad BP-Alpza		10,624.68
Harippad GP-ALPZA		67,010.98
Kadakkappally GP-Alpza		14,152.93
Kainakary GP-Alpza		18,759.16
Kandalloor GP-ALPA		76,896.81
Kanjikuzhi BP-Alpza		5,269.68
Kanjikuzhi GP-Alpza		49,656.93
Karthikappally GP-Alpza		39,599.93
Karuvatta GP-ALPA		49,849.98
Kavalam GP-Alpza		26,495.16
Kodamthuruthu GP-ALPA		42,293.98
Krishnapuram GP-Alpza		22,300.93
Kumarapuram GP-Alpza		1,00,005.93
Kuthiathodu GP-Alpza		56,182.80
Mannanchery GP-Alpza		35,566.93
Mannar GP-ALPZA		93,004.98
Mararikulam North GP-ALPA		1,45,314.32
Mararikulam South GP-Alpza		52,868.93
Mavelikkara BP-Alpza		18,080.68
Mavelikkara Thamarakulam GP-Alpza		40,420.16
Mavelikkara Thekkekara GP-Alpza		2,438.66
Muhamma GP-Alpza		38,895.93
Mulakkuzha GP-ALPZA		1,63,075.32
Muthukulam BP- Alpza		15,979.68
Muthukulam GP-ALPZA		79,368.32
Muttar GP-ALPA		35,593.32
<b>Carried Over</b>	<b>21,625.05</b>	<b>48,15,416.12</b>



continued ...

**GP Computerisation (From 1-Apr-2011)**

Trial Balance : 1-Apr-2011 to 31-Mar-2012

Particulars	Closing Balance	
	Debit	Credit
<b>Brought Forward</b>	<b>21,625.05</b>	<b>48,15,416.12</b>
Nedumudi GP-Alpza		29,507.93
Neelamperur GP-ALPZA		56,508.32
Nooranad GP-ALPA		57,749.32
Palamel GP-Alpza		21,454.93
Pallippad GP-ALPA		63,665.32
Panavally GP-Alpza		69,694.16
Pandanad GP-ALPZA		89,678.32
Pathiyoor GP-Alpza		26,963.16
Pattanakkad BP-Alpza		22,697.68
Pattanakkad GP-Alp		1,28,443.32
Perumbalam GP-Alpza		8,160.93
Pulinkunnu GP-ALPA		22,372.32
Puliyoor GP-ALPZA		1,12,339.32
Punnapra North GP-ALPA		61,698.32
Punnapra South GP-ALPA		1,21,155.32
Purakkad GP-ALPA		59,436.32
Ramankari GP-Alpza		38,499.16
Thakazhy GP-ALPA		42,352.98
Thalavadi GP-ALPZA		49,236.98
Thanneermukkam GP-Alpza		54,251.95
Thazhakara GP-Alpza	1,883.84	
Thiruvandur GP-ALPA		43,446.32
Thrikkunnappuzha GP-Alpza		29,234.16
Thuravoor GP-Alpza		1,35,594.60
Thycattussery BP-Alpza		8,362.74
Thycattussery GP-ALPZA		78,705.32
Vallikunnam GP-Alpza		32,315.16
Vayalar GP-Alpza		1,52,312.93
Veeyapuram GP-ALPZA		41,934.32
Veliyanad BP- Alpza		31,883.74
Veliyanad GP-ALPZA		70,526.32
Venmony GP-ALPA		37,609.32
<b>Ernakulam</b>	<b>62,125.83</b>	<b>47,34,001.37</b>
Aikaranad GP-EKLM		43,257.98
Alangad BP- EKM		13,717.68
Alangad GP-EKLM		49,412.32
Amballur GP-EKM		4,919.55
Angamali BP-EKM		14,987.68
Arakuzha GP-EKLM		45,519.98
Asamannoor GP-EKLM		14,936.32
Avoly GP-EKLM		65,102.32
Ayavana GP-EKLM		68,117.98
Ayyampuzha GP-EKLM		45,234.98
Chellanam GP- EKM		1,324.80
Chendamangalam GP-EKM		33,108.55
Chengamanad GP-EKLM		43,969.98
Cheranallur GP-EKLM		21,657.32
Chittattukara GP-EKLM		61,333.98
Choornikkara GP-EKM		24,024.54
Chottanikkara GP-EKM		27,249.51
Eazhikkara GP-EKLM		69,498.98
Edakkattuvayal GP-EKM		69,523.55
Edappalli BP- EKM		23,435.68
<b>Carried Over</b>	<b>83,750.88</b>	<b>95,49,417.49</b>



**GP Computerisation (From 1-Apr-2011)**

Trial Balance : 1-Apr-2011 to 31-Mar-2012

Particulars	Closing Balance	
	Debit	Credit
<b>Brought Forward</b>	<b>83,750.88</b>	<b>95,49,417.49</b>
Edathala GP-EKM		37,578.80
Edavanakkad GP-EKLM		24,708.32
Elamkunnappuzha GP-EKM		75,612.16
Elanji GP-EKLM		92,279.98
Eloor GP-EKM	7,183.45	
Ernakulam Dist. Panchayat		2,20,805.05
Kadamakudy GP-EKM		17,584.55
Kadungalloor GP-EKLM		35,011.32
Kalady GP-EKLM		86,886.32
Kaloorkkad GP-EKLM		41,304.32
Kanjoor GP-EKLM		1,29,612.32
Karukutty GP-EKLM		1,35,852.32
Karumalloor GP-EKM		37,010.16
Kavalangad GP-EKM	433.26	
Keerampara GP-EKLM		30,177.32
Keezhmad GP-EKLM		16,797.98
Kizhakkambalam GP-EKLM		17,958.32
Koothattukulam GP-EKM		29,398.55
Koovappady BP-EKM		23,435.68
Koovappady GP-EKLM		60,814.32
Kothamangalam BP-EKM		18,080.68
Kottappady GP-EKLM		58,681.32
Kottuvally GP-EKLM		13,433.32
Kumbalam GP-EKLM		46,043.98
Kumbalangy GP-EKM		19,765.80
Kunnathunad GP-EKM		71,357.16
Kunnukara Gp-EKLM		33,230.32
Kuttampuzha GP-EKM		37,598.80
Kuzhuppilly GP-EKLM		22,930.32
Malayattoor Neeleswaram GP-EKM		62,824.28
Maneed GP-EKM		1,43,247.55
Manjalloor GP-EKLM	37,723.02	
Manjapra GP-EKLM		1,21,288.98
Maradu GP-EKLM		21,617.98
Marady GP-EKLM		17,138.98
Mazhuvannoor GP-EKM		1,43,479.51
Mookkannur GP-EKLM		1,40,458.32
Mudakkuzha GP-EKLM		55,893.98
Mulamthuruthy BP-EKLM		36,407.68
Mulamthuruthy GP-EKM		82,008.90
Mulavucaud GP-EKLM		21,966.98
Muvattupuzha BP-EKM		14,987.68
Nayarambalam GP-EKLM		60,799.32
Nedumbassery GP-EKM	803.20	
Nellikuzhi GP-EKLM		42,769.98
Njarakkal GP-EKM		49,319.55
Okkal GP-EKLM		38,330.98
Paingottur GP-EKLM		33,340.32
Paipra GP-EKLM		54,128.98
Palakuzha GP-EKM		24,318.55
Pallarimangalam GP-EKLM		20,808.98
Pallipuram GP-EKM		26,550.55
Palluruthy BP-EKM		14,987.68
Pampakuda BP- EKM		10,624.68
<b>Carried Over</b>	<b>83,750.88</b>	<b>95,49,417.49</b>





**GP Computerisation (From 1-Apr-2011)**

Trial Balance : 1-Apr-2011 to 31-Mar-2012

Particulars	Closing Balance	
	Debit	Credit
<b>Brought Forward</b>	<b>83,750.88</b>	<b>95,49,417.49</b>
Pampakuda GP-EKLM		28,440.32
Parakkadavu BP-EKM		1,00,690.68
Parakkadavu GP-EKLM		51,541.32
Paravur BP- EKM		39,714.68
Pindimana GP-EKLM		50,006.32
Piravam GP-EKM		35,704.16
Poothrika GP-EKLM		50,112.32
Pothanicad GP-EKLM		30,943.32
Puthenvelikkara GP-EKLM		16,893.32
Ramamangalam GP-EKLM		49,804.98
Rayamangalam GP-EKLM		1,74,007.98
Sreemoolanagaram GP-EKM		62,066.80
Thirumaradi GP-EKM	9,151.45	
Thiruvamkulam GP-EKM	6,831.45	
Thiruvaniyoor GP-EKLM		21,339.98
Thrikkakara GP-EKM		80.80
Thuravoor GP-EKLM		37,486.52
Udayamperoor GP-EKLM		64,667.32
Vadakkakara GP-EKM		64,348.98
Vadavucode BP-EKM		26,528.68
Vadavucode Puthen Cruz GP-EKM		37,109.51
Valakom GP-EKLM		46,963.32
Varappetty GP-EKLM		22,958.32
Varapuzha GP-EKLM		42,293.98
Vazhakkulam BP-EKM		31,266.68
VazhakkulamGP-EKLM		24,057.32
Vengola GP-EKM		42,243.46
Vengoor GP-EKLM		50,943.32
Vypin BP-EKM		94,505.68
Vyttila BP-EKM		25,697.74
<b>Idukki</b>	<b>1,99,274.28</b>	<b>31,27,888.26</b>
Adimaly BP-Idukki		18,080.68
Alakkode GP-Idukki		54,723.98
Arakulam GP-Idukki	13,768.08	
Ayyappancoil GP-Idukki	26,150.08	
Azhutha BP-Idukki		23,689.68
Bisonvally GP-Idukki		51,350.92
Chakkupallam GP-Idukki		11,959.92
Chinnakkanal GP-IDUKKY		45,601.32
Devikulam BP- Idukki		36,407.68
Devikulam GP-Idukki		12,195.32
Edavetty GP-Idukki		25,899.16
Elamdesom BP-Idukki		25,697.68
Elappara GP-Idukki		1,22,530.32
Erattayar GP-Idukki		19,843.92
Idukki BP-Idukki		15,979.68
Idukki Dist. Panchayat-Idukki		5,82,812.05
Idukki Kanjikuzhi GP-Idukki		29,134.16
Kamakshy GP-Idukki		10,940.92
Kanchiyar GP-Idukki		37,630.16
Kanthalloor GP-Idikky		25,467.83
Karimannor GP-Idukki		84,433.92
Karimkunnam GP-Idukki		58,942.16
<b>Carried Over</b>	<b>2,83,025.16</b>	<b>1,26,77,305.75</b>



**GP Computerisation (From 1-Apr-2011)**

Trial Balance : 1-Apr-2011 to 31-Mar-2012

Particulars	Closing Balance	
	Debit	Credit
<b>Brought Forward</b>	<b>2,83,025.16</b>	<b>1,26,77,305.75</b>
Karunapuram GP-Idukki		8,793.16
Kattappana BP-Idukki		11,455.68
Kattappana GP-Idukki		4,502.16
Kodikulam GP-Idukki		25,338.98
Kokkayar GP-Idukki		47,175.16
Koonathady GP-Idukki		30,100.92
Kudayathoor GP-Idukki		94,096.98
Kumaramangalam GP-Idukki		59,511.32
Kumily GP-Idukki		3,816.51
Manakkad GP-Idukki		28,377.32
Mankulam GP-Idukki		1,42,641.16
Mannamkandam(Adimali)GP-Idukki		17,041.16
Marayoor GP-Idukki		78,897.32
Mariyapuram GP-Idukki		31,197.16
Munnar GP-Idukki		1,56,748.92
Muttom GP-Idukki		50,496.32
Nedumkandam BP-Idukki		14,472.68
Nedumkandam GP-Idukki	3,264.20	
Pallivasal GP-Idukki	34,999.08	
Pampadumpara GP-Idukki		399.92
Peerumed GP-Idukki		1,25,239.32
Peruvanthanam GP-Idukki		24,394.51
Purapuzha GP-Idukki		17,816.92
Rajakkad GP-Idukki		53,257.92
Rajakumary GP-IDUKKI		90,239.32
Santhanpara GP-Idukki		88,462.92
Senapathy GP-Idukki		25,261.32
Thodupuzha BP-Idukki		23,689.68
Udumbanchola GP-Idukki		15,452.92
Udumbanoor GP-Idukki		49,294.80
Upputhara GP-Idukki	1,21,092.84	
Vandenmedu GP-Idukki		19,207.92
Vandipperiyar GP-IDUKKI		19,752.32
Vannapuram GP-Idukki		36,237.80
Vattavada GP-Idukki		1,48,918.32
Vattikudy GP-Idukki		10,077.92
Vazhathope GP-Idukki		3,859.92
Vellathooval GP-Idukki		1,21,795.16
Velliamattom GP-Idukki		1,56,544.98
<b>Kannur</b>	<b>2,20,292.04</b>	<b>30,72,160.62</b>
Alakode GP-KNR		67,254.32
Ancharakandy GP-Kannur		53,124.10
Aralam GP-Kannur		13,550.10
Ayyankunnu GP-Kannur		8,179.10
Azhikode GP-Kannur		54,371.10
Chapparapadavu GP-Kannur	4,652.90	
Chelora GP-Kannur		41,550.98
Chembilode GP-Kannur		81,613.98
Chengalayi GP-Kannur		20,086.98
Cherukunnu GP-KNR		44,590.98
Cherupuzha GP-KNR		11,482.32
Cheruthazham GP-KNR		8,907.32
Chirakkal GP-KNR		40,610.98
<b>Carried Over</b>	<b>5,03,317.20</b>	<b>1,57,49,466.37</b>





Particulars	Closing Balance	
	Debit	Credit
<b>Brought Forward</b>	<b>5,03,317.20</b>	<b>1,57,49,466.37</b>
Chittariparambu GP-KNR		38,355.89
Chokli GP-KNR		64,671.32
Dharmadom GP-KNR		58,826.98
Edakkad BP-Kannur		25,697.68
Edakkadu GP-Kannur		45,611.98
Elayavur GP-Kannur	524.90	
Eramom Kottoor GP-KNR		477.98
Eranjoli GP-Kannur		64,757.98
Eruvasseri GP-Kannur		880.10
Ezhone GP-Kannur	12,169.90	
Irikkur BP-Kannur		26,689.68
Irikkur GP-KNR		9,200.98
Iritty BP-Kannur		25,697.68
Kadambur GP-Kannur	18,469.90	
Kadanappally Panappuzha GP-KNR		21,944.98
Kadirur GP-Kannur		98,449.10
Kalliasseri GP-Kannur	10,764.90	
Kanichar GP-KNR		44,532.55
Kankole Alapadamba GP-Kannur		22,653.36
Kannapuram GP-KNR		46,697.98
Kannur BP-Kannur		5,269.68
Kannur Dist. Panchayat		48,373.05
Karivelloor Paralam GP-Kannur	53,786.42	
Kariyad GP-KNR		20,422.89
Keezhalloor GP-KNR		40,128.55
Keezhur Chavasseri GP-Kannur		28,572.78
Kelakam GP-Kannur		44,722.10
Kolachery GP-KNR		10,282.98
Kolayad GP-KNR		42,375.55
Koodali GP-KNR		21,688.91
Koothuparamba BP-Kannur		71,621.68
Kottayam GP-KNR		99,137.32
Kottiyur GP-Kannur	30,895.90	
Kunhimangalam GP-KNR		30,663.98
Kunnathparamba GP-Kannur	29,163.02	
Kurumathur GP-KNR		49,220.79
Kuttiattor GP-KNR		46,958.32
Madayi GP-Kannur		3,011.10
Malappattom GP-Kannur	13,873.90	
Malur GP-Kannur		20,033.10
Mangattidom GP-Kannur		15,764.20
Mattool GP-Kannur	42,221.90	
Mayyil GP-KNR		45,256.32
Mokeri GP-KNR		40,236.55
Munderi GP-Kannur		78,285.98
Muzhakkunnu GP-KNR		61,811.61
Muzhappilangad GP-Kannur		40,158.10
Naduvil GP-Kannur		8,786.10
Narath GP-KNR		8,183.32
New Mahi GP-KNR		37,894.55
Padiyurkalliad GP-KNR		74,925.32
Pallikunnu GP-Kannur		1,35,578.32
Panniyannur GP-KNR		20,664.89
Panoor GP-Kannur		39,105.55
<b>Carried Over</b>	<b>5,03,317.20</b>	<b>1,57,49,466.37</b>



**GP Computerisation (From 1-Apr-2011)**

Trial Balance : 1-Apr-2011 to 31-Mar-2012

Particulars	Closing Balance	
	Debit	Credit
<b>Brought Forward</b>	<b>5,03,317.20</b>	<b>1,57,49,466.37</b>
<i>Pappinisseri GP-Kannur</i>		11,411.10
<i>Pariyaram GP-Kannur</i>		38,984.50
<i>Pattiyam GP-Kannur</i>		35,072.55
<i>Pattuvam GP-KNR</i>		9,200.98
<i>Payam GP-Kannur</i>		15,545.10
<i>Payyannur BP-Kannur</i>		15,979.68
<i>Payyavoor GP-KNR</i>		50,798.98
<i>Peralassery GP-KNR</i>		85,137.98
<i>Peravoor BP-Kannur</i>		28,790.74
<i>Peravoor GP - KNR</i>		43,848.55
<i>Peringalam GP-KNR</i>		50,975.89
<i>Peringome Vayakkara GP-Kannur</i>		620.10
<i>Pinarayi GP-KNR</i>		65,805.98
<i>Puzhathi GP-KNR</i>		16,219.32
<i>Ramanthali GP-KNR</i>		7,260.32
<i>Sreekandapuram GP-KNR</i>		40,492.98
<i>Thalassery BP- Kannur</i>		15,979.68
<i>Thalipparamba BP-Kannur</i>		26,689.74
<i>Thilankeri GP-KNR</i>		10,812.55
<i>Trippangottur GP-KNR</i>		87,772.55
<i>Udayagiri GP - KNR</i>		51,015.32
<i>Ulikkal GP-Kannur</i>		88,882.98
<i>Valapattanam GP-KNR</i>		45,260.98
<i>Vengad GP-Kannur</i>	3,768.40	
<b>Kasaragod</b>	<b>4,35,085.42</b>	<b>15,48,086.26</b>
<i>Ajanoor GP-KSGD</i>		20,292.14
<i>Badiyadikka GP-KSGD</i>		11,012.21
<i>Balal GP-KSGD</i>		96,271.14
<i>Bedaduka GP-KSGD</i>	30,364.86	
<i>Belloor GP-KSGD</i>		2,453.75
<i>Chemnad GP-KSGD</i>		16,347.14
<i>Chengala GP-KSGD</i>	11,500.86	
<i>Cheruvathur GP-KSGD</i>		27,773.71
<i>Delampady GP-KSGD</i>		39,007.71
<i>East Eleri GP-KSGD</i>	5,761.29	
<i>Enmakaje GP-KSGD</i>		90,367.64
<i>Kallar GP-KSGD</i>		43,241.71
<i>Kanjangad BP-KSGD</i>		14,987.68
<i>Karadka GP-KSGD</i>		46,429.71
<i>Kasargod BP- KSGD</i>		14,987.68
<i>Kasargod Dist. Panchayat</i>		6,92,071.00
<i>Kayyur-Cheemeni GP-KSGD</i>	39,591.86	
<i>Kinanoor Karindalam GP-KSGD</i>	1,871.86	
<i>Kodam Bellur GP-KSGD</i>		37,412.71
<i>Kumbadaje GP-KSGD</i>	2,07,285.59	
<i>Kumbala GP-KSGD</i>	63,135.85	
<i>Kuttickol GP-KSGD</i>		14,687.15
<i>Madhur GP-KSGD</i>		10,923.71
<i>Madikkai GP-KSGD</i>	12,150.85	
<i>Mangalpady GP-KSGD</i>		43,814.56
<i>Manjeshwar GP-KSGD</i>		7,046.57
<i>Manjeswaram BP-KSGD</i>		31,883.68
<i>Meenja GP-KSGD</i>	10.85	
<b>Carried Over</b>	<b>9,38,402.62</b>	<b>1,72,97,552.63</b>



Particulars	Closing Balance	
	Debit	Credit
<b>Brought Forward</b>	<b>9,38,402.62</b>	<b>1,72,97,552.63</b>
Mogral Puthur GP-KSGD		9,133.71
Muliyar GP-KSGD		23,160.15
Nileswar BP-KSGD		22,165.68
Nileswar GP-KSGD		2,496.71
Padne GP-KSGD		1,394.71
Paivalike GP-KSGD		2,738.71
Pallikkara GP-KSGD		10,888.15
Panathady GP-KSGD	28,113.85	
Pilicode GP-KSGD		76,341.15
Pullurperiya GP-KSGD	4,798.85	
Puthige GP-KSGD		40,505.56
Thrikkaripur GP-KSGD	30,498.85	
Udma GP-KSGD		36,944.71
Valiyaparamba GP-KSGD		13,145.15
Vorkady GP-KSGD		17,770.56
West Elleri GP-KSGD		30,389.71
<b>Kollam</b>	<b>3,62,099.52</b>	<b>35,46,819.58</b>
Adichanalloor GP-Kollam		28,646.95
Alappad GP-Kollam	4,379.55	
Alayamon GP-Kollam		25,220.32
Anchal BP-Kollam		14,087.68
Anchal GP-Kollam		1,13,057.16
Anchalummoodu BP-Kollam		5,269.68
Aryankavu GP- KLM		69,259.32
Chadayamangalam BP-Kollam		23,805.68
Chadayamangalam GP-Kollam		54,469.32
Chathannoor GP-Kollam		21,435.32
Chavara BP-Kollam		21,173.68
Chavara GP-Kollam		4,275.45
Chirakkara GP-Kollam		51,707.32
Chithara GP-Kollam		2,663.45
Chittumala BP-Kollam		70,201.68
Clappana GP-Kollam		20,207.16
East Kallada GP-Kollam		21,874.32
Edamulakkal GP-Kollam		29,971.45
Elamadu GP-Kollam		23,759.16
Elamballoor GP-Kollam		27,668.32
Eroor GP-Kollam		12,768.16
Ezhukon GP-Kollam		55,655.32
Ithikkara BP-Kollam		25,697.68
Ittiva GP-Kollam		51,532.32
Kadakkal GP-Kollam		10,372.32
Kalluvathukkal GP-Kollam		10,466.80
Karavallur GP-Kollam		94,790.45
Kareepra GP-Kollam		55,406.32
Karunagappally BP-Kollam		8,362.68
Karunagappally GP-Kollam	9,987.05	
Kollam Dist. Panchayat		5,32,530.05
Kottamkara GP-Kollam		1,24,832.32
Kottarakkara BP-Kollam		128.68
Kottarakkara GP-Kollam		62,826.45
Kulakkada GP-Kollam		33,763.95
Kulasekharapuram GP-Kollam		30,263.32
<b>Carried Over</b>	<b>13,00,502.14</b>	<b>2,08,44,372.21</b>



Particulars	Closing Balance	
	Debit	Credit
<b>Brought Forward</b>	<b>13,00,502.14</b>	<b>2,08,44,372.21</b>
Kulathupuzha GP-Kollam	14,862.55	
Kummil GP-Kollam		23,064.32
Kundara GP-Kollam		27,659.32
Kunnathoor GP-Kollam		14,616.32
Mayyanad GP-Kollam		31,865.32
Melila GP-Kollam		56,835.32
Mukhathala BP-Kollam		23,805.68
Mundrothuruth GP-Kollam	70,289.68	
Mylam GP-Kollam		36,830.32
Mynagappally GP-Kollam	17,831.55	
Nedumpana GP-Kollam		52,625.32
Neduvathur GP-Kollam		81,999.45
Neendakara GP-Kollam		26,672.74
Nilamel GP-Kollam	1,14,669.68	
Oachira BP-Kollam		19,281.68
Oachira GP-Kollam		1,87,295.32
Panayam GP-Kollam		11,174.55
Panmana GP-Kollam		37,045.45
Pathanapuram BP- Kollam		23,689.68
Pathanapuram GP-Kollam		50,391.32
Pattazhi Vadakkekara GP-Kollam	1,04,787.68	
Pattazhy GP-Kollam		43,285.32
Pavithreswaram GP-Kollam		33,728.74
Perayam GP-Kollam		1,03,847.32
Perinad GP-Kollam		39,165.74
Piravanthoor GP-Kollam		17,538.32
Poothakkulam GP-Kollam		20,631.32
Pooyappalli GP-Kollam		30,374.32
Poruvazhy GP-Kollam	14,474.55	
Sasthamcotta BP-Kollam		26,689.68
Sasthamcotta GP-Kollam		1,42,992.95
Sooranad North GP-Kollam		38,391.74
Sooranad South GP-Kollam		35,495.45
Thalavoor GP-Kollam		35,001.16
Thazhava GP-Kollam		30,146.74
Thekkumbhagam GP-Kollam		46,617.74
Thenmala GP-Kollam		26,776.32
Thevalakkara GP-Kollam		6,820.74
Thodiyoor GP-Kollam		20,051.32
Thrikkadavur GP-Kollam		40,948.45
Thrikkaruva GP-Kollam		48,507.32
Thrikkovilvattom GP-Kollam		29,431.45
Ummannur GP-Kollam	6,465.55	
Velinallur GP-Kollam		39,212.45
Veliyam GP-Kollam		50,830.32
Vettikkavala BP-Kollam		24,797.68
Vettikkavala GP-Kollam		1,46,577.32
Vilakkudy GP-KLM	4,351.68	
West Kallada GP-Kollam		25,957.32
<b>Kottayam</b>	<b>1,28,281.79</b>	<b>43,98,655.34</b>
Aimanam GP-KTM		27,727.32
Akalakunnam GP-KTM		47,196.32
Arppukkara GP-KTM	71,584.97	
<b>Carried Over</b>	<b>14,28,783.93</b>	<b>2,52,43,027.55</b>





Particulars	Closing Balance	
	Debit	Credit
<b>Brought Forward</b>	<b>14,28,783.93</b>	<b>2,52,43,027.55</b>
Athirampuzha GP-KTM		48,389.32
Ayarkunnam GP-KTM		50,989.16
Bharananganam GP-KTM		84,713.93
Chempu GP-KTM		18,402.16
Chirakadavu GP-KTM		16,186.32
Elikkulam GP-KTM		25,682.93
Erattupetta BP- KTM		26,689.68
Erattupetta GP-KTM	52,487.68	
Erumeli GP-KTM		38,573.32
Ettumanur BP-KTM		67,867.68
Ettumanur GP-KTM		72,900.16
Kadanad GP-KTM		34,684.93
Kadaplamattom GP-KTM		47,958.32
Kaduthuruthy BP-KTM		25,697.68
Kaduthuruthy GP-KTM		53,932.93
Kallara GP-KTM		45,227.32
Kanakkari GP-KTM		43,618.32
Kangazha GP-KTM		74,560.32
Kanjirappally BP-KTM		25,697.68
Kanjirappally GP-KTM		1,09,713.93
Karoor GP-KTM		1,37,856.32
Karukachal GP-KTM		19,089.93
Kidangoor GP-KTM		4,524.93
Kooroppada GP-KTM		99,418.32
Koottickal GP-KTM		10,374.93
Koruthodu GP-KTM		28,287.32
Kottayam Dist.Panchayat		5,41,115.05
Kozhuvanal GP-KTM		78,837.32
Kumarakom GP-KTM		63,482.36
Kumaranalloor GP-KTM		40,365.16
Kuravilangad GP-KTM		55,347.22
Kurichi GP-KTM		82,582.16
Lalam BP-KTM		14,548.68
Madappalli BP-KTM		14,548.68
Madappalli GP-KTM		71,091.32
Manarkadu GP-KTM		51,130.32
Manimala GP-KTM		56,418.32
Manjoor GP-KTM		23,439.93
Marangattupally GP-KTM		19,449.33
Maravanthuruthu GP-KTM		13,367.93
Meenachil GP-KTM		68,266.32
Meenadom GP-KTM		31,504.93
Melikavu GP-KTM		34,895.32
Moornilavu GP-KTM		1,00,233.32
Mulakulam GP-KTM		14,293.93
Mundakayam GP-KTM		29,717.93
Mutholy GP-KTM		32,474.93
Nattakam GP-KTM		3,695.16
Nedumkunnam GP-KTM		1,56,065.32
Neendoor GP-KTM		54,251.93
Njeezhoor GP-KTM		3,523.16
Pallikkathodu GP-KTM		97,184.32
Pallom BP-KTM		21,173.68
Pambadi GP-KTM		50,112.32
<b>Carried Over</b>	<b>14,28,783.93</b>	<b>2,52,43,027.55</b>



Particulars	Closing Balance	
	Debit	Credit
<b>Brought Forward</b>	<b>14,28,783.93</b>	<b>2,52,43,027.55</b>
Pampady BP-KTM		18,080.68
Panachikkad GP-KTM		11,966.16
Parathode GP-KTM		98,503.93
Payippad GP-KTM		39,149.32
Poonjar GP-KTM		10,872.32
Poonjar Thekkekara GP-KTM		7,302.93
Puthuppally GP-KTM		39,950.93
Ramapuram GP-KTM	1,762.07	
Teekoy GP-KTM		35,289.93
Thalanad GP-KTM		30,783.32
Thalappalam GP-KTM	2,447.07	
Thalayazham GP-KTM		16,032.93
Thalayolaparambu GP-KTM		47,139.16
Thidanad GP-KTM		40,105.93
Thiruvappu GP-KTM		22,906.16
Thrikkodithanam GP-KTM		32,367.93
T V Puram GP-KTM		51,507.16
Udayanapuram GP-KTM		29,741.93
Uzhavoor BP-KTM		30,979.68
Uzhavoor GP-KTM		42,629.93
Vaikom BP-KTM		12,725.68
Vakathanam GP-KTM		71,473.93
Vazhappally GP-KTM		66,331.93
Vazhoor BP-KTM		18,080.68
Vazhoor GP-KTM		48,406.32
Vechoor GP-KTM		35,876.92
Veliyannoor GP-KTM		57,056.32
Vellavoor GP-KTM		2,80,200.92
Velloor GP-KTM		33,274.32
Vijayapuram GP-KTM		60,840.16
<b>Kozhikode</b>	<b>9,24,903.28</b>	<b>22,14,751.21</b>
Arikulam GP- KKD	1,604.42	
Atholi GP-KKD		13,137.44
Ayanchery GP-KKD		38,640.98
Azhiyur GP-KKD	26,329.86	
Balusseri BP-KKD		25,697.68
Balusseri GP-KKD		3,690.14
Beyypore GP-KKD		71,300.32
Chakkittappara GP-KKD	5,303.42	
Changroth GP-KKD	27,097.86	
Chathamangalam GP-KKD	30,136.86	
Chekkiyad GP-KKD		48,032.58
Chelannur BP-KKD		26,528.68
Chelannur GP-KKD		9,202.98
Chemanchery GP-KKD		86,076.14
Chengottukavu GP-KKD		4,410.32
Cheruvannur GP-KKD		2,29,264.58
Cheruvannur Nallalam GP-KKD	2,45,388.02	
Chorode GP-KKD		26,590.98
Edacherry GP-KKD		29,884.98
Elathur GP-KKD	495.42	
Eramala GP-KKD		30,035.16
Feroke GP-KKD	38,638.86	
<b>Carried Over</b>	<b>23,53,687.21</b>	<b>2,74,57,778.76</b>





**GP Computerisation (From 1-Apr-2011)**

Trial Balance : 1-Apr-2011 to 31-Mar-2012

Particulars	Closing Balance	
	Debit	Credit
<b>Brought Forward</b>	<b>23,53,687.21</b>	<b>2,74,57,778.76</b>
Kadalundi GP-KKD		11,207.14
Kakkody GP-KKD	22,939.42	
Kakkur GP-KKD		19,910.98
Karassery GP-KKD		50,858.58
Kattippara GP-KKD		25,278.98
Kavilumpara GP-KKD		13,359.14
Kayakkodi GP-KKD	6,905.36	
Kayanna GP-KKD.		17,770.98
Keezhariyoor GP-KZKD		39,209.00
Kizhakkoth GP-KKD		12,761.32
Kodenchery GP-KKD		75,438.98
Kodiyathur GP-KKD		45,767.32
Koduvally BP-KKD		28,790.68
Koduvally GP-KKD		6,934.86
Koodaranji GP-KKD	6,855.86	
Koorachundu GP-KKD	22,553.42	
Koothali GP-KKD		26,805.14
Kottur GP-KKD		11,148.14
Kozhikode BP-KKD		10,624.68
Kozhikode Dist. Panchayat		4,37,645.05
Kunnamangalam BP-KKD		15,979.68
Kunnamangalam GP-KKD	19,539.86	
Kunnummal BP-KKD		6,100.68
Kunnummal GP-KKD	44,145.86	
Kuruvattur GP-KKD		19,767.32
Kuttiyadi GP-KKD	13,153.86	
Madavoor GP-KKD	25,204.20	
Maniyur GP-KKD		32,381.16
Maruthomkara GP-KKD		21,329.00
Mavoor GP-KKD	1,11,816.68	
Melady BP-KKD		2,697.68
Meppayur GP- KKD		13,400.58
Moodadi GP-KKD		18,864.32
Mukkom GP-KKD		34,155.16
Nadapuram GP-KKD		14,586.14
Naduvannur GP-KKD		60,852.44
Nanmanda GP-KKD		51,428.98
Narikuni GP-KKD		16,712.58
Naripatta GP-KKD		53,780.32
Nochad GP-KKD	24,096.86	
Olavanna GP-KKD		745.14
Omassery GP-KKD	17,152.86	
Onchiyam GP-KKD		17,850.32
Panangad GP-KKD		8,254.44
Panthalayani BP-KKD		25,697.68
Payyoli GP-KKD		42,116.98
Perambra BP-KKD		11,455.68
Perambra GP-KKD	15,932.76	
Perumanna GP-KKD		2,441.44
Peruvayal GP-KKD		7,173.10
Puramery GP-KKD	7,037.42	
Puthuppady GP-KKD		47,101.16
Ramanattukara GP-KKD		1,991.44
Thalakupathur GP-KKD		16,710.32
<b>Carried Over</b>	<b>23,53,687.21</b>	<b>2,74,57,778.76</b>



**GP Computerisation (From 1-Apr-2011)**

Trial Balance : 1-Apr-2011 to 31-Mar-2012

Particulars	Closing Balance	
	Debit	Credit
<b>Brought Forward</b>	<b>23,53,687.21</b>	<b>2,74,57,778.76</b>
Thamarassery GP-KKD	12,526.56	
Thikkodi GP-KKD	1,10,879.68	
Thiruvallur GP-KKD		67,566.32
Thiruvambadi GP-KKD		10,872.58
Thodannur BP-KKD		15,979.68
Thuneri BP-KKD		745.68
Thuneri GP-KKD	21,806.42	
Thurayur GP-KKD		55,145.98
Uliyeri GP-KKD	29,193.86	
Unnikulam GP-KKD	20,271.56	
Vadakara BP-KKD	225.20	
Valayam GP-KKD		1,723.58
Vanimel GP-KKD		17,428.58
Velom GP-KKD	17,670.86	
Villiyappally GP-KKD		25,711.14
<b>Malappuram</b>	<b>6,33,893.68</b>	<b>75,88,191.65</b>
Abdul Rahiman Nagar GP-MLPM		24,575.32
Alamcode GP-MLPM		43,317.16
Aliparamba GP-MLPM		12,346.16
Amarambalam GP-MLPM		70,474.32
Anakkayam GP-MLPM		56,056.16
Angadipuram GP-MLP		86,153.32
Areekkode BP-MLPM		22,165.68
Areekkode GP-MLPM	25,016.90	
Athavanad GP-MLPM		29,029.32
Chaliyar GP-MLPM		40,790.16
Cheekod GP-MLPM		16,536.32
Chelambra GP-MLPM	45,622.90	
Cheriyamundam GP-MLPM		59,940.80
Cherukavu GP-MLPM		25,057.10
Chokad GP-MLP		68,262.32
Chungathara GP-MLPM		1,01,928.16
Edakkara GP-MLPM		22,946.16
Edappal GP-MLPM		51,835.32
Edappatta GP-MLPM		33,241.06
Edarikode GP-MLPM	9,046.90	
Edavanna GP-MLPM	15,170.90	
Edayoor GP-MLPM	96,725.84	
Elamkulam GP-MLPM		1,38,473.32
Erimbilyam GP-MLPM		50,030.32
Kalady GP-MLPM	33,992.18	
Kalikavu GP-MLPM		33,099.16
Kalpakancherry GP-MLPM		1,63,276.16
Kannamangalam GP-MLPM		55,347.32
Karulayi GP-MLPM	11,235.90	
Karuvarakkundu GP-MLPM		25,480.16
Kavannur GP-MLPM		28,319.32
Keezhattoor GP-MLPM		1,03,225.10
Kizhuparamba GP-MLPM	16,955.90	
Kodur GP-MLPM		43,996.32
Kondotty BP-MLPM		33,107.68
Kondotty GP-MLPM	41,205.90	
Koottilangadi GP-MLPM		49,041.32
<b>Carried Over</b>	<b>29,87,580.89</b>	<b>3,50,45,970.41</b>



Particulars	Closing Balance	
	Debit	Credit
<b>Brought Forward</b>	<b>29,87,580.89</b>	<b>3,50,45,970.41</b>
Kottakkal GP-MLPM		1,40,542.16
Kuruva GP-MLPM	12,323.90	
Kuttippuram BP-MLPM		26,689.68
Kuttippuram GP-MLPM		35,898.16
Kuzhimanna GP-MLPM	2,451.90	
Makkaraparamba GP -MLPM		15,348.32
Malappuram BP-MLPM		22,165.68
Malappuram Dist. Panchayat		6,13,129.05
Mambad GP-MLPM		46,778.32
Mangalam GP-MLPM		61,785.91
Mankada BP-MLP		36,407.68
Mankada GP-MLPM		36,859.16
Marakkara GP-MLPM		29,796.10
Maranchery GP-MLPM		54,332.32
Melattoor GP-MLPM	17,423.90	
Moonniyur GP-MLPM	54.90	
Moorkkanad GP-MLPM		12,375.32
Moothedam GP-MLPM		1,31,866.80
Morayur GP-MLPM		25,608.10
Muthuvalloor GP-MLPM		1,14,116.82
Nannambra GP-MLPM	3,166.90	
Nannamukku GP-MLPM	66,598.68	
Nediyiruppu GP-MLPM		20,367.16
Nilambur BP-MLPM		3,007.68
Nilambur GP-MLPM	49,691.10	
Niramaruthoor GP-MLPM	19,295.90	
Othukkungal GP-MLPM		50,585.32
Ozhur GP-MLPM		51,009.16
Pallikkal GP-MLP		2,09,858.82
Pandikkad GP-MLPM		26,977.82
Parappanangadi GP-MLPM		73,834.16
Parappoor GP-MLPM		47,970.32
Perinthelmana BP- MLPM		13,717.68
Perumanklari GP-MLPM		72,406.32
Perumbadappu BP-MLPM		36,407.68
Perumbadappu GP-MLPM		24,396.32
Peruvallur GP-MLPM		11,506.10
Ponmala GP-MLPM		52,612.37
Ponmundam GP-MLP		1,21,419.62
Ponnani BP-MLPM		36,407.68
Pookkottur GP-MLPM		46,158.88
Porur GP-MLPM		16,322.10
Pothukkal GP-MLPM		42,460.16
Pulamanthole GP-MLPM		1,33,709.32
Pulikkal GP-MLPM		76,506.16
Pulpatta GP-MLPM		42,196.35
Purathur GP-MLPM		7,209.32
Puzhakkattiri GP-MLPM		10,09,421.10
Thalakkad GP-MLPM	10,227.90	
Thanalur GP-MLPM		8,81,497.33
Thanur BP-MLPM		9,286.68
Thanur GP-MLPM	22,596.90	
Thavannur GP-MLPM		10,893.96
Thazhekkode GP-MLPM		4,22,966.05
<b>Carried Over</b>	<b>29,87,580.89</b>	<b>3,50,45,970.41</b>



**GP Computerisation (From 1-Apr-2011)**

Trial Balance : 1-Apr-2011 to 31-Mar-2012

Particulars	Closing Balance	
	Debit	Credit
<b>Brought Forward</b>	<b>29,87,580.89</b>	<b>3,50,45,970.41</b>
Thenjipalam GP-MLPM	30,268.90	
Thennala GP-MLPM		17,958.32
Thirunavaya GP-MLPM		3,879.32
Thirurangadi BP-MLPM		11,455.68
Thirurangadi GP-MLPM		1,68,354.16
Thiruvalli GP-MLPM		52,437.32
Thrikkalangode GP-MLPM		50,066.32
Thuvvur GP-MLPM		26,301.32
Tirur BP-MLPM		66,294.68
Triprangode GP-MLPM		58,121.46
Urakam GP-MLPM		8,299.10
Urungattiri GP-MLPM		17,219.10
Valancherry GP-MLPM	7,867.90	
Valavannur GP-MLPM		19,199.32
Vallikunnu GP-MLPM		44,117.76
Vattankulam GP-MLPM	66,125.68	
Vazhakkad GP-MLPM		77,447.10
Vazhayoor GP-MLPM		61,907.72
Vazhikadavu GP-MLPM		40,439.10
Veliyancode GP-MLPM	30,825.90	
Vengara BP-MLPM		19,072.68
Vengara GP-MLPM		29,019.16
Vettathur GP-MLPM		43,542.91
Vettom GP-MLPM		2,59,767.90
Wandoor BP-MLP		28,790.68
Wandoor GP-MLPM		41,638.32
<b>Palakkad</b>	<b>6,35,528.24</b>	<b>29,36,178.39</b>
Agali GP-PKD		9,819.55
Akathethara GP-PKD		63,128.55
Alanallur GP-PKD		25,402.55
Alathur BP-PKD		26,689.68
Alathur GP-PKD		2,14,499.55
Ambalapara GP-PKD		379.55
Anakkara GP-PKD		1,723.55
Ananganadi GP-PKD	408.45	
Attappady BP-PKD		12,725.68
Ayiloor GP-PKD		4,131.65
Chalavara GP-PKD		21,989.55
Chalissery GP-PKD		13,959.55
Cherplacherry GP-PKD		96,066.55
Chittur BP-PKD		31,883.68
Elappilly GP-PKD	22,681.45	
Elavancherry GP-PKD		50,098.55
Erimayur GP-PKD	29,634.45	
Eruthampathy GP-PKD		13,971.55
Kadampazhipuram GP-PKD	8,791.45	
Kanjirampuzha GP-PKD	10,507.45	
Kannadi GP-PKD	23,517.45	
Kannambara GP-PKD		43,954.55
Kappur GP-PKD	27,610.45	
Karakurissi GP-PKD		32,945.55
Karimba GP-PKD	18,243.45	
Karimpuzha GP-PKD	17,909.46	
<b>Carried Over</b>	<b>36,23,109.13</b>	<b>3,79,82,148.80</b>





Particulars	Closing Balance	
	Debit	Credit
<b>Brought Forward</b>	<b>36,23,109.13</b>	<b>3,79,82,148.80</b>
Kavasery GP-PKD		46,581.54
Keralassery GP-PKD	17,354.46	
Kizhakkancherry GP-PKD		28,495.54
Kodumba GP-PKD	7,838.46	
Koduvayur GP-PKD		35,044.54
Kollamgode BP-PKD		21,387.68
Kollamgode GP-PKD		33,395.54
Kongad GP-PKD		59,666.54
Koppam GP-PKD		28,553.54
Kottappadam GP-PKD		24,859.54
Kottayi GP-PKD		27,567.54
Kozhinjampara GP-PKD		2,38,224.54
Kulukkallur GP-PKD		16,966.54
Kumaramputhur GP-PKD		5,567.54
Kuthanoor GP-PKD		21,114.54
Kuzhalmannam BP-PKD		6,100.68
Kuzhalmannam GP-PKD		4,590.54
Lakkidiperur GP-PKD		30,769.54
Malampuzha BP-PKD		15,979.68
Malampuzha GP-PKD		33,675.54
Mankara GP-PKD		27,585.54
Mannarkkad BP-PKD		14,548.68
Mannarkkad GP-PKD	42,027.46	
Mannur GP-PKD	17,046.46	
Marutharode GP-PKD		1,757.14
Mathur GP-PKD		49,014.14
Melarcodde GP-PKD		36,670.14
Mundur GP-PKD	2,890.86	
Muthalamada GP-PKD		16,473.14
Muthuthala GP-PKD	31,397.86	
Nagalassery GP-PKD		8,788.14
Nalleppilly GP-PKD		10,786.14
Nellaya GP-PKD	27,045.86	
Nelliampathy GP-PKD		36,109.14
Nemmara GP-PKD	37,308.86	
Nenmara BP-PKD		36,407.68
Ongallur GP-PKD	7,950.86	
Ottappalam BP-PKD		31,883.68
Palakkad BP-PKD		23,435.68
Palakkad Dist. Panchayat		5,06,770.05
Pallassana GP-PKD		51,553.14
Parli GP-PKD	10,167.86	
Parudur GP-PKD	36,392.86	
Pattambi BP-PKD		8,362.68
Pattambi GP-PKD	33,559.86	
Pattancherry GP-PKD		18,219.14
Pattiithara GP-PKD		13,205.14
Peringottukurissi GP-PKD	13,105.86	
Perumatty GP-PKD		18,813.14
Peruvemba GP-PKD		43,207.14
Pirayari GP-PKD		745.14
Polpully GP-PKD		21,110.14
Pookkottukavu GP-PKD	22,732.86	
Puducode GP-PKD		21,251.14
<b>Carried Over</b>	<b>36,23,109.13</b>	<b>3,79,82,148.80</b>



**GP Computerisation (From 1-Apr-2011)**

Trial Balance : 1-Apr-2011 to 31-Mar-2012

Particulars	Closing Balance	
	Debit	Credit
<b>Brought Forward</b>	<b>36,23,109.13</b>	<b>3,79,82,148.80</b>
<i>Puduppariyaram GP-PKD</i>		13,519.14
<i>Pudur GP-PKD</i>		93,627.14
<i>Pudusseri GP-PKD</i>		59,887.14
<i>Puthunagaram GP-PKD</i>		23,407.14
<i>Sholayar GP-PKD</i>		80,019.14
<i>Sreekrishnapuram BP-PKD</i>		36,407.68
<i>Sreekrishnapuram GP-PKD</i>	19,277.86	
<i>Tachampara GP-PKD</i>	22,702.86	
<i>Tarur GP-PKD</i>		35,431.14
<i>Thachanattukara GP-PKD</i>		36,664.14
<i>Thenkara GP-PKD</i>		16,271.14
<i>Thenkurissi GP-PKD</i>		27,609.14
<i>Thirumittacode GP-PKD</i>		28,484.14
<i>Thiruvegapuram GP-PKD</i>	17,207.86	
<i>Thrikkadeeri GP-PKD</i>	31,894.86	
<i>Thrithala BP-PKD</i>		36,407.68
<i>Thrithala GP-PKD</i>	8,859.86	
<i>Vadakarapathy GP-PKD</i>		2,430.14
<i>Vadakkancheri GP-PKD</i>		40,443.14
<i>Vadavannur GP-PKD</i>		42,563.14
<i>Vallapuzha GP-PKD</i>	20,585.86	
<i>Vandazhy GP-PKD</i>		24,400.14
<i>Vaniamkulam GP-PKD</i>	2,859.86	
<i>Vellinezhi GP-PKD</i>	37,823.86	
<i>Vilayur GP-PKD</i>	8,190.86	
<b>Pathanamthitta</b>	<b>2,49,405.83</b>	<b>26,52,875.41</b>
<i>Anicadu GP-PTA</i>		47,862.32
<i>Aranmula GP-PTA</i>		9,554.95
<i>Aruvapulam GP-PTA</i>		52,269.32
<i>Ayiroor GP-PTA</i>	1,36,125.84	
<i>Chenneerkkara GP-PTA</i>		53,733.32
<i>Cherukol GP-PTA</i>		35,735.32
<i>Chittar GP-PTA</i>		27,712.32
<i>Elanthur BP-PTA</i>		26,689.68
<i>Elanthur GP-PTA</i>		33,745.32
<i>Enadimangalam GP-PTA</i>		44,651.32
<i>Erathu GP-PTA</i>		53,834.32
<i>Eraviperoor GP-PTA</i>		13,366.32
<i>Ezhamkulam GP-PTA</i>		31,039.16
<i>Ezhumattoor GP-PTA</i>		22,313.32
<i>Kadampanad GP-PTA</i>		44,309.32
<i>Kadapra GP-PTA</i>		33,791.16
<i>Kalanjoor GP-PTA</i>	35,212.05	
<i>Kalooppa GP-PTA</i>		57,108.32
<i>Kaviyoor GP-PTA</i>		15,037.16
<i>Kodumon GP-PTA</i>		65,688.95
<i>Koipuram BP-PTA</i>		8,362.68
<i>Koipuram GP-PTA</i>		12,314.14
<i>Konni BP-PTA</i>	2,502.32	
<i>Konni GP-PTA</i>		87,560.95
<i>Kottanad GP-PTA</i>		65,051.32
<i>Kottangal GP-PTA</i>		67,384.32
<i>Kozhancherry GP-PTA</i>		55,748.32
<b>Carried Over</b>	<b>38,72,514.96</b>	<b>4,06,35,024.21</b>





**GP Computerisation (From 1-Apr-2011)**

Trial Balance : 1-Apr-2011 to 31-Mar-2012

Particulars	Closing Balance	
	Debit	Credit
<b>Brought Forward</b>	<b>38,72,514.96</b>	<b>4,06,35,024.21</b>
<i>Kulanada BP-PTA</i>		22,004.68
<i>Kulanada GP-PTA</i>		53,085.32
<i>Kunnathanam GP-PTA</i>		1,32,868.32
<i>Kuttoor GP-PTA</i>		18,173.95
<i>Malayalappuzha GP-PTA</i>		39,428.32
<i>Mallappalli BP-PTA</i>		21,334.68
<i>Mallappalli GP-PTA</i>		32,698.95
<i>Mallappuzhassery GP-PTA</i>		42,508.32
<i>Mezhuveli GP-PTA</i>		42,507.32
<i>Mylapra GP-PTA</i>		35,278.32
<i>Naranammoozhy GP-PTA</i>		21,521.95
<i>Naranganam GP-PTA</i>		47,196.32
<i>Nedumpuram GP-PTA</i>		28,325.16
<i>Niranam GP-PTA</i>		22,592.32
<i>Omallur GP-PTA</i>	7,974.84	
<i>Pallikkal GP-PTA</i>		9,992.74
<i>Pandalam BP-PTA</i>		14,987.68
<i>Pandalam GP-PTA</i>	993.05	
<i>Pandalam Thekkekkara GP-PTA</i>		10,277.95
<i>Parakkode BP-PTA</i>		23,435.68
<i>Pathanamthitta Dist. Panchayat</i>		5,06,412.05
<i>Peringara GP-PTA</i>		43,199.95
<i>Pramadam GP-PTA</i>		51,063.32
<i>Pulikezhu BP-PTA</i>		21,334.68
<i>Puramattom GP-PTA</i>		17,260.16
<i>Ranni Angadi GP-PTA</i>		1,30,457.32
<i>Ranni BP-PTA</i>		9,199.80
<i>Ranni GP-PTA</i>		28,246.95
<i>Ranni Pazhavangadi GP-PTA</i>	53,861.68	
<i>Ranni Perunad GP-PTA</i>		32,719.95
<i>Seethathodu GP-PTA</i>		52,772.32
<i>Thannithodu GP-PTA</i>	12,736.05	
<i>Thottapuzhassery GP-PTA</i>		37,510.76
<i>Thumpamon GP-PTA</i>		8,931.95
<i>Vadasserikkara GP-PTA</i>		29,726.95
<i>Vallikkode GP-PTA</i>		56,083.32
<i>Vechuchira GP-PTA</i>		44,874.32
<b>Thiruvananthapuram</b>	<b>7,23,485.51</b>	<b>58,39,661.13</b>
<i>Amboori GP-Tvm</i>		39,391.95
<i>Anad GP-Tvm</i>	17.05	
<i>Anchuthengu GP-Tvm</i>		19,973.60
<i>Andoorkonam GP-Tvm</i>	12,652.84	
<i>Aruvikkara GP-TVM</i>		20,626.32
<i>Aryanad GP- TVM</i>		10,886.16
<i>Aryancode GP-Tvm</i>		46,071.32
<i>Athiyanloor BP-Tvm</i>		26,689.68
<i>Athiyanloor GP-Tvm</i>		79,912.32
<i>Azhoor GP -Tvm</i>		1,42,991.60
<i>Balaramapuram GP-Tvm</i>		82,638.98
<i>Chemmaruthy GP-Tvm</i>		54,754.32
<i>Chenkai GP-Tvm</i>		1,02,988.32
<i>Cherunniyoor GP-Tvm</i>	21,579.05	
<i>Chirayinkeezhu BP-Tvm</i>	52,895.50	
<b>Carried Over</b>	<b>45,96,000.47</b>	<b>4,64,74,685.34</b>



Particulars	Closing Balance	
	Debit	Credit
<b>Brought Forward</b>	<b>45,96,000.47</b>	<b>4,64,74,685.34</b>
Chirayinkeezhu GP-Tvm		1,44,821.78
Edava GP-Tvm	1,07,768.68	
Elakamon GP-Tvm	6,081.05	
Kadakkavoor GP-Tvm		94,972.32
Kadinamkulam GP-Tvm	29,462.84	
Kallara GP-Tvm	3,449.26	
Kallickadu GP-Tvm		53,085.32
Kalliyoor GP-Tvm		17,531.95
Kanjiramkulam GP-Tvm		31,028.32
Karakulam GP-Tvm		50,448.80
Karavaram GP-Tvm		41,010.32
Karode GP-Tvm	39,662.68	
Karumkulam GP - TVM		32,948.32
Kattakkada GP-Tvm	1,16,665.74	
Kazhakuttom BP-Tvm		1,13,589.68
Kazhakuttom GP-Tvm	65,033.68	
Kilimanoor BP-Tvm		11,455.68
Kilimanoor GP-Tvm		14,967.32
Kizhuvilam GP-Tvm		85,566.88
Kollayil GP-Tvm		51,122.32
Kottukal GP-Tvm		62,238.32
Kudappanakkunnu GP-Tvm		12,044.16
Kulathoor GP-Tvm		1,84,636.95
Kunnathukal GP-Tvm		4,06,030.32
Kuttichal GP-Tvm		48,890.16
Madavoor GP-Tvm		30,009.01
Malayinkeezhu GP-Tvm		9,309.32
Manamboor GP-Tvm		2,03,420.32
Mangalapuram GP-Tvm		51,435.32
Manickal GP-Tvm		46,379.32
Maranalloor GP-Tvm		1,93,270.95
Mudakkal GP-Tvm	6,435.20	
Nagaroor GP-Tvm		2,93,949.32
Nanniyode GP-Tvm		2,34,080.32
Navaikulam GP-Tvm		51,779.95
Nedumangad BP-Tvm		18,080.74
Nellanad GP-Tvm		1,01,006.95
Nemom BP-Tvm		36,407.68
Ottasekharamangalam GP-Tvm	8,909.05	
Ottoor GP-Tvm		36,283.32
Pallichal GP-Tvm	97,715.05	
Pallikkal GP-TVM		90,226.53
Panavoor GP-Tvm	22,125.05	
Pangode GP-Tvm	3,478.05	
Parassala BP-Tvm		26,689.68
Parassala GP-Tvm		1,31,758.95
Pazhayakunnummel GP-Tvm		2,14,606.32
Peringamala GP-Tvm	8,205.20	
Perumkadavila BP-Tvm		36,407.68
Perumkadavila GP-Tvm		2,70,667.32
Poovachal GP-Tvm		89,782.32
Poovar GP-Tvm		1,34,751.32
Pothencode GP-Tvm		66,771.80
Pulimath GP-Tvm		27,609.32
<b>Carried Over</b>	<b>45,96,000.47</b>	<b>4,64,74,685.34</b>



**GP Computerisation (From 1-Apr-2011)**

Trial Balance : 1-Apr-2011 to 31-Mar-2012

Particulars	Closing Balance	
	Debit	Credit
<b>Brought Forward</b>	<b>45,96,000.47</b>	<b>4,64,74,685.34</b>
<i>Pullampara GP-Tvm</i>		27,781.32
<i>Sreekariyam GP-Tvm</i>		22,185.98
<i>Thiruppuram GP-Tvm</i>		39,456.32
<i>Tholicode GP-Tvm</i>		22,254.32
<i>Trivandrum Dist. Panchayat</i>		4,93,553.51
<i>Trivandrum Rural BP</i>	61,186.06	
<i>Uzhamalakkal GP-Tvm</i>		52,254.32
<i>Vakkom GP-Tvm</i>	4,352.40	
<i>Vamanapuram BP-Tvm</i>		10,463.68
<i>Vamanapuram GP-Tvm</i>		12,170.16
<i>Varkala BP-Tvm</i>		9,097.68
<i>Vattiyoorkavu GP-Tvm</i>	1,690.84	
<i>Vellanad BP-Tvm</i>		9,632.68
<i>Vellanad GP-Tvm</i>	32,771.14	
<i>Vellarada GP-Tvm</i>		1,53,446.95
<i>Vembayam GP-Tvm</i>	18,681.05	
<i>Venganoor GP-Tvm</i>	2,668.05	
<i>Vettoor GP-Tvm</i>		38,857.32
<i>Vilappil GP-Tvm</i>		1,31,471.16
<i>Vilavoorkal GP- Tvm</i>		2,20,143.16
<i>Vithura GP-Tvm</i>		95,894.16
<i>Vizhinjam GP- Tvm</i>		23,001.16
<b>Thrissur</b>	<b>3,74,274.91</b>	<b>33,41,983.14</b>
<i>Adat GP-TCR</i>		1,00,151.98
<i>Alagappanagar GP-TCR</i>		15,656.55
<i>Aloor GP-TCR</i>		20,776.98
<i>Annamanada GP-TCR</i>		16,870.98
<i>Anthicad GP- TCR</i>	14,446.02	
<i>Anthikkad BP-THR</i>		40,665.68
<i>Arimpoor GP-TCR</i>		28,237.52
<i>Athirappally GP-TCR</i>		32,018.55
<i>Avannur GP-TCR</i>		3,642.55
<i>Avinissery GP-TCR</i>		29,165.80
<i>Chalakkudi BP- TCR</i>		14,987.68
<i>Chavakkad BP- TCR</i>		21,042.68
<i>Chazhoor GP- TCR</i>		39,331.98
<i>Chelakkara GP-TCR</i>	9,734.45	
<i>Cherpu BP-TCR</i>		10,624.68
<i>Cherpu GP-TCR</i>		45,968.98
<i>Choondal GP-TCR</i>		44,458.80
<i>Chowwannur BP- TCR</i>		10,463.68
<i>Chowwannur GP-TCR</i>	18,826.45	
<i>Desamangalam GP-TCR</i>	32,269.45	
<i>Edathuruthy GP-TCR</i>		2,10,505.98
<i>Edavilangu GP-TCR</i>		27,498.55
<i>Elavally GP-TCR</i>		10,266.84
<i>Engandiyoor GP-TCR</i>		15,386.98
<i>Eriyad GP-TCR</i>		49,637.98
<i>Erumapetty GP-TCR</i>	18,887.45	
<i>Irinjalakkuda BP-TCR</i>		21,173.68
<i>Kadangode GP-TCR</i>		12,551.55
<i>Kadappuram GP-TCR</i>		32,991.55
<i>Kadavallur GP-TCR</i>		22,942.98
<b>Carried Over</b>	<b>49,70,275.38</b>	<b>4,98,16,668.48</b>



Particulars	Closing Balance	
	Debit	Credit
<b>Brought Forward</b>	<b>49,70,275.38</b>	<b>4,98,16,668.48</b>
Kadukutty GP-TCR		33,978.52
Kaipamangalam GP-TCR		18,062.55
Kaiparamba GP-TCR		63,351.52
Kandanassery GP-TCR		39,417.52
Karalam GP-TCR		18,934.55
Kattakambal GP-TCR		54,325.98
Kattoor GP-TCR		52,998.32
Kodakara BP-TCR		26,689.68
Kodakara GP-TCR	4,397.45	
Kodassery-TCR		39,229.80
Kodungallur BP-TCR		8,362.68
Kolazhi GP-THR		65,111.92
Kondazhi-TCR		53,893.36
Koratty GP-TCR		9,765.98
Kuzhur GP-TCR		5,269.51
Madakkathara GP-TCR	4,522.45	
Mala BP-TCR		26,689.68
Mala GP-TCR		837.52
Manallur GP-TCR	9,154.45	
Mathilakam BP-TCR		16,810.68
Mathilakam GP-TCR	7,383.45	
Mattathur GP-TCR		50,383.98
Meloor GP-TCR		47,768.98
Methala GP-TCR	10,976.98	
Mulamkunnathukavu GP-TCR		31,563.98
Mullassery BP-TCR		11,379.68
Mullassery GP-TCR		27,134.98
Mullurkara GP-TCR		22,335.55
Mundathikode GP-TCR	3,094.95	
Muriyad GP-TCR		56,672.32
Nadathara GP-THR		85,713.98
Nattika GP-TCR		97,979.98
Nenmanikkara-TCR		93,495.55
Ollukkara BP-TCR		20,342.68
Orumanayoor GP-TCR		25,207.98
Padiyur GP-TCR		58,301.98
Pananchery-TCR		45,551.36
Panjai GP-TCR		32,775.36
Paralam GP-TCR		39,379.98
Parappukkara GP-TCR		4,870.55
Pariyaram GP-TCR		3,280.56
Pavaratty GP-TCR	21,916.45	
Pazhayannur BP-TCR		26,903.68
Pazhayannur GP-TCR	25,673.45	
Perinjanam GP-TCR		25,393.32
Pookkode GP-THR		21,558.98
Poomangalam GP-TCR		52,015.32
Porathissery GP-TCR		66,943.98
Porkulam GP-THR		57,910.52
Poyya GP-TCR		53,820.98
Pudukkod GP-TCR		6,082.25
Punnayur GP-TCR		28,443.55
Punnayurkulam GP-TCR	29,597.45	
Puthenchira GP-TCR	13,391.68	
<b>Carried Over</b>	<b>49,70,275.38</b>	<b>4,98,16,668.48</b>





**GP Computerisation (From 1-Apr-2011)**

Trial Balance : 1-Apr-2011 to 31-Mar-2012

Particulars	Closing Balance	
	Debit	Credit
<b>Brought Forward</b>	<b>49,70,275.38</b>	<b>4,98,16,668.48</b>
<i>Puthur GP-TCR</i>		34,221.55
<i>Puzhakkal BP- TCR</i>		21,173.68
<i>Sreenarayanapuram GP-TCR</i>		25,347.32
<i>Thaikkad GP-TCR</i>		34,721.52
<i>Thalikkulam BP-TCR</i>		14,987.68
<i>Thalikkulam GP-TCR</i>	94,562.64	
<i>Thanniyam GP-TCR</i>		52,862.98
<i>Thekkumkara GP-TCR</i>	26,095.45	
<i>Thiruvilwamala GP -TCR</i>	4,108.45	
<i>Tholur GP-TCR</i>		50,563.98
<i>Thrissur Dist. Panchayat</i>		38,281.31
<i>Trikkur GP -TCR</i>		55,314.32
<i>Vadakkekkad GP-TCR</i>		76,419.98
<i>Vadanappilly GP-TCR</i>		58,054.98
<i>Valappad GP-TCR</i>		78,637.98
<i>Vallachira GP -TCR</i>		38,638.32
<i>Vallathol Nagar GP-TCR</i>	21,667.41	
<i>Varandarappilly GP -TCR</i>		54,507.98
<i>Varavur GP-TCR</i>	3,568.38	
<i>Vellangalloor BP-TCR</i>		36,407.68
<i>Vellangalloor GP-TCR</i>		31,605.16
<i>Vellokkara GP-TCR</i>		33,737.16
<i>Velur GP-TCR</i>		20,069.98
<i>Venkitangu GP-TCR</i>		22,052.98
<i>Wadakkanchery BP-TCR</i>		8,362.68
<i>Wadakkanchery GP-TCR</i>		52,050.98
<b>Wayanad</b>	<b>3,67,241.38</b>	<b>10,52,716.93</b>
<i>Ambalavayal GP-Wynd</i>	32,380.26	
<i>Edavaka GP-Wynd</i>	21,909.26	
<i>Kalpetta Block Panchayat-Wynd</i>		1,38,265.68
<i>Kaniambetta GP-Wynd</i>		5,212.74
<i>Kottathara GP-Wynd</i>		14,845.14
<i>Mananthavady BP- Wynd</i>		24,641.68
<i>Mananthavady GP-Wynd</i>		2,184.74
<i>Meenangadi GP-Wynd</i>	57,727.26	
<i>Meppadi GP-Wynd</i>		54,238.14
<i>Mullamkolly GP-Wynd</i>		10,050.74
<i>Muppainadu GP-Wynd</i>	14,176.36	
<i>Mutil GP-Wynd</i>	2,600.26	
<i>Nenmeni GP-Wynd</i>		10,123.74
<i>Noolpuzha GP-Wynd</i>	25,370.86	
<i>Padinharethara GP-Wynd</i>		84,125.14
<i>Panamaram GP-Wynd</i>	36,359.26	
<i>Poothadi GP-Wynd</i>	14,355.86	
<i>Pozhuthana GP-Wynd</i>		94,507.94
<i>Pulpalli GP-Wynd</i>		8,709.94
<i>Sulthan Bathery B.P-Wynd</i>		36,407.74
<i>Sulthanbathery GP-Wynd</i>	49,091.36	
<i>Thariyode GP-Wynd</i>		8,318.14
<i>Thavinhal GP-Wynd</i>	17,907.26	
<i>Thirunelly GP-Wynd</i>	8,513.26	
<b>Carried Over</b>	<b>53,37,516.76</b>	<b>5,08,69,385.41</b>



Particulars	Closing Balance	
	Debit	Credit
<b>Brought Forward</b>	<b>53,37,516.76</b>	<b>5,08,69,385.41</b>
<i>Thondernad GP-Wynd</i>	45,320.86	
<i>Vellamunda GP-Wynd</i>	41,529.26	
<i>Vengappally GP-Wynd</i>		7,647.74
<i>Vythiri GP-Wynd</i>		41,709.14
<i>Wayanad Dist. Panchayath</i>		5,11,728.55
<b>Grand Total</b>	<b>53,37,516.76</b>	<b>5,08,69,385.41</b>

